

Accessing eBooks and databases from home

You need to go through the Isle of Wight College Remote Access Hub to access some of our online resources (e.g. e-Books, Gale databases, etc.).

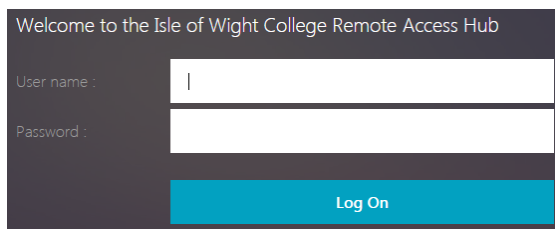
Logging in through the Student Portal also enables you to use your home computer or device as if you were using a computer at college.


Please make sure you:

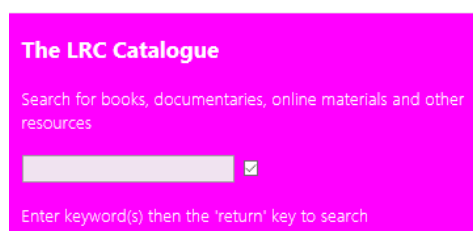

- Use **Chrome** as your browser (not Internet Explorer).
- Have your **username** and **password** to hand.
- Change your password from the initial date of birth password you were allocated. Do this on a computer at College or CECAMM.

How to log in:

1. Go to <https://gateway.iwcollege.ac.uk/>
2. Log in using your college username (e.g. 11001234) and college password:



3. You are now on your college desktop.
4. Open Chrome.
5. Click on the **LRC button**: 
6. Search for resources using the **LRC catalogue** search or browse by clicking on the **eBooks** icon or the **Online resources** icon:

If you have any problems call 01983 535201 / email library@iwcollege.ac.uk and speak to a member of the LRC team.